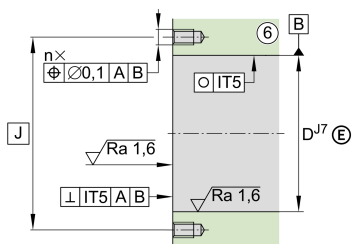
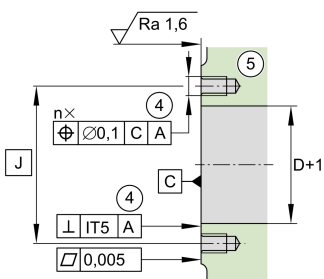
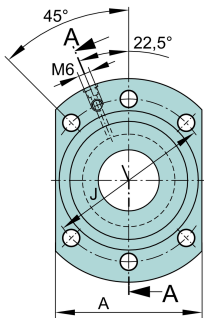
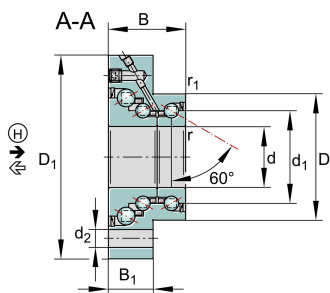


**DKLFA2590-2RS**

## Axial angular contact ball bearing

Angular contact ball bearing units  
DKLFA...-2RS, double direction, for screw  
mounting, lip seals on both sides, with  
flattened flange

## Technical information

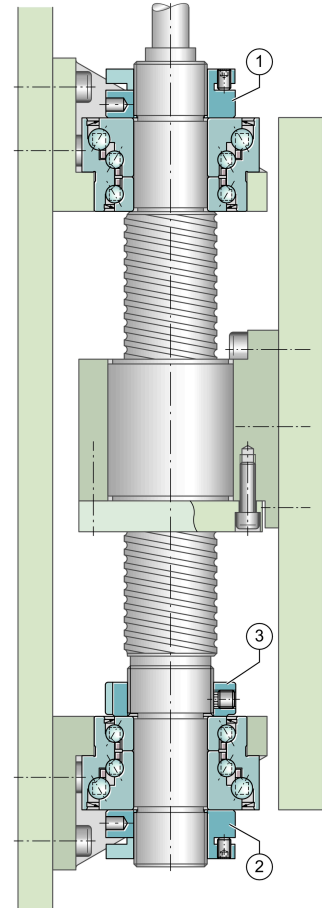
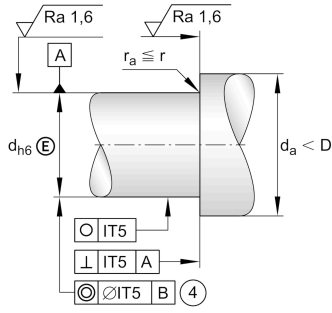


## Your current product variant

Type of Seal	2RS	Contact lip seals on both sides
--------------	-----	---------------------------------

## Main Dimensions &amp; Performance Data

d	25 mm	Bore diameter
	0 mm	Bore diameter upper tolerance
	-0,01 mm	Bore diameter lower tolerance
D	57 mm	Outside diameter
	0 mm	Outside diameter upper tolerance
	-0,013 mm	Outside diameter lower tolerance
B	38 mm	Width
	0 mm	Width upper tolerance
	-0,25 mm	Width lower tolerance
C <sub>a</sub>	53.000 N	Basic dynamic load rating, axial HL
C <sub>a</sub>	27.500 N	Basic dynamic load rating, axial
C <sub>0a</sub>	144.000 N	Basic static load rating, axial HL
C <sub>0a</sub>	55.000 N	Basic static load rating, axial
C <sub>ua</sub>	3.950 N	Fatigue load limit, axial HL
C <sub>ua</sub>	2.450 N	Fatigue load limit, axial
n <sub>G</sub> Grease	4.400 1/min	Limiting speed for grease lubrication
n <sub>g</sub>	2.000 1/min	Thermally permissible speed
≈m	0,907 kg	Weight



### Mounting dimensions

$d_{a \min}$	32 mm	Minimum diameter shaft shoulder
$d_{a \max}$	48 mm	Maximum diameter of shaft shoulder
	M8	Fixing screws DIN EN ISO 4762 10.9 (not included)
n	6	Number of screws

### Dimensions

$d_1$	40,5 mm	Rib diameter inner ring
$D_1$	90 mm	Flange diameter
$r_{\min}$	0,3 mm	Minimum chamfer dimension
$r_{1 \min}$	0,6 mm	Minimum chamfer dimension 1
$B_1$	22 mm	Thickness of flange
$d_2$	8,8 mm	Fixing boring diameter
J	75 mm	Pitch circle diameter (holes)
A	70 mm	Flange width

### Temperature range







$T_{\min}$	-30 °C	Operating temperature min.
$T_{\max}$	120 °C	Operating temperature max.



### Additional information

$M_{RL}$	0,6 Nm	Bearing friction torque
$c_{aL}$	850 N/μm	Rigidity axial
$c_{aL}$	1.200 N/μm	Rigidity axial (HL)
$c_{kL}$	370 Nm/mrad	Tilting stiffness
	5 μm	Axial runout
$M_m$	1,12 kg*cm <sup>2</sup>	Mass moment of inertia
	ZMA25/45	Recommended INA precision locknut for radial locking 1,2
(3) r	ZM30	Recommended INA precision locknut for radial locking 3
(1), (2) r	AM25	Recommended INA precision locknut for axial locking 1,2
$M_A$	25 Nm	Tightening torque nut
(1), (2) a	9.670 N	Required locknut force axial 1

### Characteristics

-  Radial load
-  Axial load in one direction
-  Axial load in two directions
-  Lifetime lubrication, freedom from maintenance
-  Grease Lubrication
-  Sealed on both sides