




**FAG**

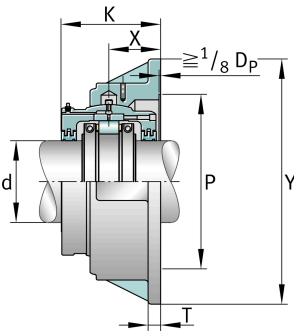
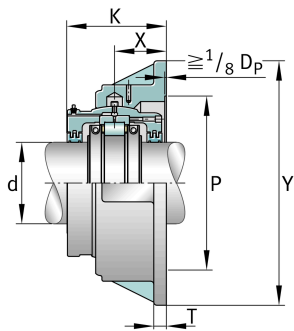
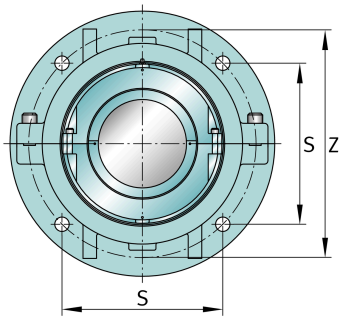
**S1BCF-1000-HD**

Узел стационарного корпуса

Фланцевый корпус



Техническая информация



Основные размеры и рабочие характеристики

d	254 mm	Shaft diameter
Y	609,6 mm	Flange outside diameter
K	228,6 mm	Width
≈m	184,612 kg	Вес

Габаритные размеры

S1BCF-1000-HD	Complete unit held	
S1BCF-1000-FL	Complete unit float	
FH-15	Housing designation	
X	117,475 mm	Bearing centerline location
Z	542,925 mm	Bolt circle diameter
S	382,587 mm	Bolt hole distance
T	34,925 mm	Thickness of flange
P	463,55 mm	Pilot counterbore diameter
S	4	# of Mounting Bolts
S	31,75 mm	Mounting bolt diameter