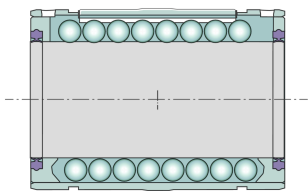
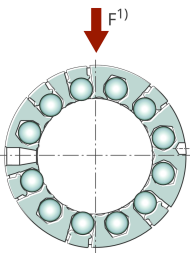
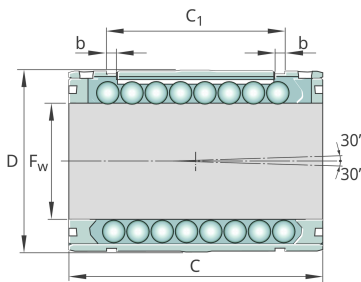
**LBCD16D-2LS**

Linear ball bearing

Linear ball bearing, heavy duty range, self-aligning, seals on both sides

Technical information

**Your current product variant**

Size Code	16
Number of seals	2

Technical data

v_{max}	5 m/s	Maximum Speed
a_{max}	100 m/s ²	Maximum Acceleration
	5	Ball rows
m	24 g	Weight

Mounting dimensions

b	1,3 mm	Groove width
C ₁	24,6 mm	Distance between grooves

Main Dimensions & Performance Data

F _w	16 mm	Bore diameter
D	26 mm	Outside diameter
C _{max}	1.400 N	Load capacity dyn.
C _{min}	950 N	Load capacity dyn.
C _{0 min}	655 N	Load capacity stat.
C _{0 max}	1.060 N	Load capacity stat.