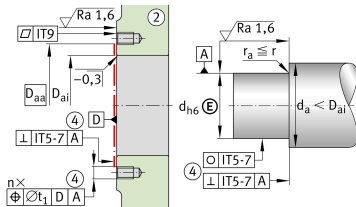
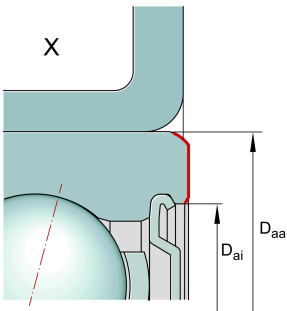
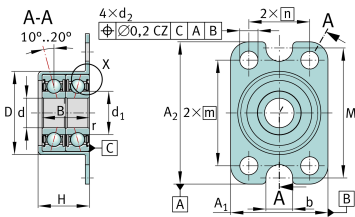


ZKLR0624-2Z

Flanged housing unit

Angular contact ball bearing units ZKLR..-2Z, double direction, for screw mounting, gap seals on both sides

Technical information



Your current product variant

Sealing	2Z	Minimal gap seals on both sides
---------	----	---------------------------------

Main Dimensions & Performance Data

d	6 mm	Bore diameter
	0 mm	Bore diameter upper tolerance
	-0,008 mm	Bore diameter lower tolerance
D	20,5 mm	Outside diameter bearing pot
	0,03 mm	Outside diameter bearing pot upper tolerance
	-0,01 mm	Outside diameter bearing pot lower tolerance
B	12 mm	Width, inner ring
	0,25 mm	Inner ring width upper tolerance
	-0,25 mm	Inner ring width lower tolerance
C _r	4.100 N	Basic dynamic load rating, radial
C _{0r}	2.060 N	Basic static load rating, radial
C _a	1.650 N	Basic dynamic load rating, axial
C _{0a}	1.520 N	Basic static load rating, axial
C _{ur}	107 N	Fatigue load limit, radial
M _{RL}	0,04 Nm	Bearing friction torque
≈m	22,29 g	Weight



Mounting dimensions

d_a	8 mm	Diameter shaft shoulder
D_{ai}	16 mm	Support diameter outer ring inside
$D_{aa\ min}$	19 mm	Minimum support diameter outer ring outside
	M4	Screw size
n	4	Number of screws
	M6	Screw size b
n	2	Number of screws b
t_1	0,2 mm	Position bore in the housing

Dimensions

d_1	9 mm	Rib diameter inner ring
r_{\min}	0,3 mm	Minimum chamfer dimension
d_2	4,5 mm	Fixing boring diameter
A_1	24 mm	Flange width
A_2	35 mm	Height flange
b	6,6 mm	Wide fixing groove
m	26 mm	Bore distance height
n	15 mm	Bore distance width
M	32 mm	Distance fixing groove
H	13 mm	Height housing
	0 mm	Height housing upper tolerance
	-0,5 mm	Height housing lower tolerance



Additional information

c_{aL}	14 N/ μ m	Rigidity axial
M_m	0,001 kg*cm ²	Mass moment of inertia
	7 μ m	Axial runout
	ZM06	Locknut 1
M_A	2 Nm	Tightening torque nut