

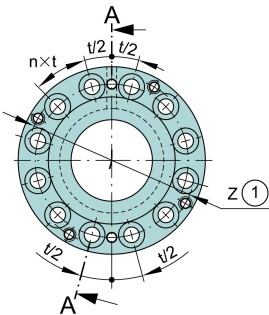


ZARF60150-TV

Needle roller/axial cylindrical roller bearing

Needle roller/axial cylindrical roller bearings
ZARF, double direction, for screw mounting

Technical information



Your current product variant

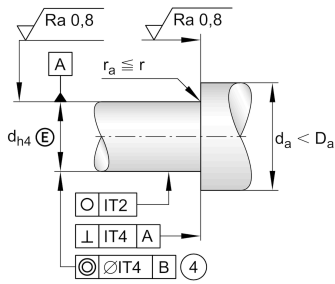
| | | |
|------|----|-----------------------------|
| Cage | TV | Plastic Cage made from PA66 |
|------|----|-----------------------------|

Main Dimensions & Performance Data

| | | |
|-----------------------|-------------|---------------------------------------|
| d | 60 mm | Bore diameter |
| D | 150 mm | Outside diameter |
| H | 82 mm | Hight |
| C _a | 187.000 N | Basic dynamic load rating, axial |
| C _{0a} | 550.000 N | Basic static load rating, axial |
| C _r | 44.500 N | Basic dynamic load rating, radial |
| C _{0r} | 92.000 N | Basic static load rating, radial |
| C _{ua} | 51.000 N | Fatigue load limit, axial |
| C _{ur} | 12.900 N | Fatigue load limit, radial |
| n _{G Oil} | 2.700 1/min | Limiting speed for oil lubrication |
| n _{G Grease} | 950 1/min | Limiting speed for grease lubrication |
| M _{RL} | 4,2 Nm | Bearing friction torque |
| ≈m | 4,51 kg | Weight |

Mounting dimensions

| | | |
|--------------------|--------|--------------------------------------|
| D _{a max} | 106 mm | Maximum diameter of housing shoulder |
| d _{a min} | 90 mm | Minimum diameter shaft shoulder |
| t ₁ | 0,2 mm | Position bore in the housing |



Dimensions

| | | |
|--------------------|---------|------------------------------------|
| H ₁ | 51 mm | Height outer ring over wave washer |
| C | 22,5 mm | Width, outer ring |
| C ₁ | 12,5 mm | Distance to lubrication hole |
| D ₁ | 105 mm | Rip diameter shaft washer |
| B | 17,5 mm | Width inner ring |
| r _{min} | 0,3 mm | Minimum chamfer dimension |
| r _{1 min} | 0,6 mm | Minimum chamfer dimension |
| d ₁ | 6 mm | Diameter lubrication hole |
| J | 123 mm | Pitch circle diameter (holes) |
| n | 12 | Number of screwing holes |
| n x t | 30 ° | Split |

Temperature range







| | | |
|------------------|--------|----------------------------|
| T _{min} | -30 °C | Operating temperature min. |
| T _{max} | 120 °C | Operating temperature max. |



Additional information

| | | |
|----------|-------------------------|---|
| c_{aL} | 5.300 N/ μ m | Rigidity axial |
| c_{kL} | 4.300 Nm/mrad | Tilting stiffness |
| M_m | 43,8 kg*cm ² | Mass moment of inertia |
| | 1 μ m | Axial runout |
| radial | ZMA60/98 | Recommended INA precision locknut for radial locking (not included) |
| axial | AM60 | Recommended INA precision locknut for axial locking (not included) |
| M_A | 250 Nm | Tightening torque nut |
| | 41.144 N | Required locknut force |
| | M10 | Screw size |
| n_a | 12 | Number of screws |
| na x ta | 30 ° | Division (screwing holes) |

Characteristics

| | |
|---|------------------------------|
|  | Radial load |
|  | Axial load in one direction |
|  | Axial load in two directions |
|  | Grease Lubrication |
|  | Oil Lubrication |
|  | Not sealed |