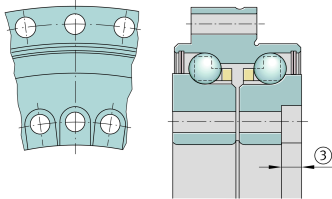
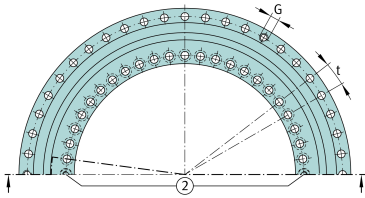
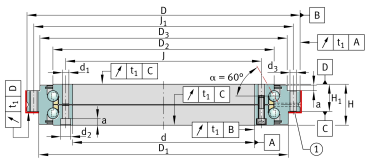


**ZKLDF100**

## Axial angular contact ball bearing

Axial angular contact ball bearings ZKLDF, double direction, for screw mounting, sealing shields on both sides

## Technical information



## Your current product variant

Generation	B
------------	---

## Main Dimensions &amp; Performance Data

d	100 mm	Bore diameter
	0 mm	Bore diameter upper tolerance
	-0,01 mm	Bore diameter lower tolerance
D	185 mm	Flange diameter
	0 mm	Flange diameter upper tolerance
	-0,015 mm	Flange diameter lower tolerance
H	38 mm	Height
$n_G$	5.000 1/min	Limiting speed
$C_a$	71.000 N	Basic dynamic load rating, axial
$C_{0a}$	265.000 N	Basic static load rating, axial
$C_{ua}$	10.300 N	Fatigue load limit, axial
$\approx m$	3,84 kg	Weight



### Mounting dimensions

J	112 mm	Pitch circle diameter fixing holes in inner ring
J <sub>1</sub>	170 mm	Pitch circle diameter fixing holes in outer ring
d <sub>1</sub>	5,6 mm	Fixing holes diameter inner ring
d <sub>2</sub>	10 mm	Counterbore diameter of fixing holes
a	5,4 mm	Counterbore depth of fixing holes
	16	Quantity of fixing holes inner ring
d <sub>3</sub>	5,6 mm	Fixing holes diameter outer ring
	15	Quantity of fixing holes outer ring
n	18	Pitch quantity
t	20 °	Pitch separation angle
G	M5	Threaded extraction hole
	3	Quantity of threaded extraction hole
M <sub>A</sub>	8,5 Nm	Screw tightening torque
	2	Quantity of retaining screws

### Dimensions

H <sub>1</sub>	25 mm	Height contact face outer ring
	0,175 mm	Height contact face outerring H1 upper tolerance
	-0,175 mm	Height contact face outerring H1 lower tolerance
D <sub>1</sub>	161 mm	Outside diameter D1
D <sub>2</sub>	136 mm	Rib diameter inner ring
D <sub>3</sub>	158 mm	Outside diameter D3
t <sub>1</sub>	3 μm	Axial and radial runout, measurement standard; Measured on mounted bearing, with ideal adjacent construction.

### Temperature range








T <sub>min</sub>	-30 °C	Operating temperature min.
T <sub>max</sub>	120 °C	Operating temperature max.



### Additional information

$c_{aL}$	1.200 N/ $\mu$ m	Axial rigidity of bearing position
$c_{rL}$	350 N/ $\mu$ m	Radial rigidity of bearing position
$c_{kL}$	3.600 Nm/mrad	Tilting rigidity of bearing position
$c_{aL}$	2.200 N/ $\mu$ m	Axial rigidity of rolling element set
$c_{rW}$	350 N/ $\mu$ m	Radial rigidity of rolling element set
$c_{kW}$	5.000 Nm/mrad	Tilting rigidity of rolling element set

### Characteristics

-  Radial load
-  Axial load in one direction
-  Axial load in two directions
-  Moments about all axes
-  Lifetime lubrication, freedom from maintenance
-  Grease Lubrication
-  Sealed on both sides