

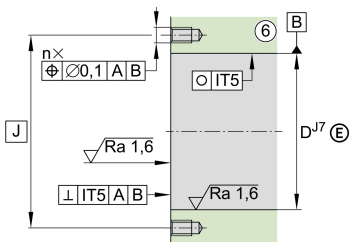
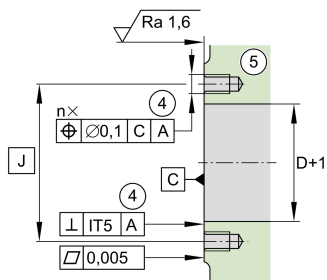
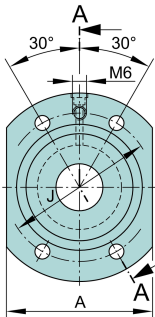
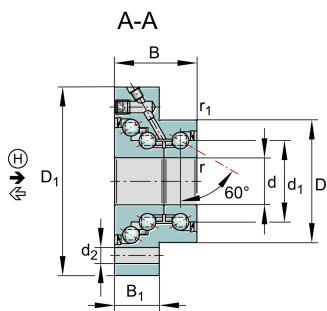


DKLFA2080-2RS [↗](#)

Axial angular contact ball bearing

Angular contact ball bearing units
DKLFA...-2RS, double direction, for screw
mounting, lip seals on both sides, with
flattened flange

Technical information

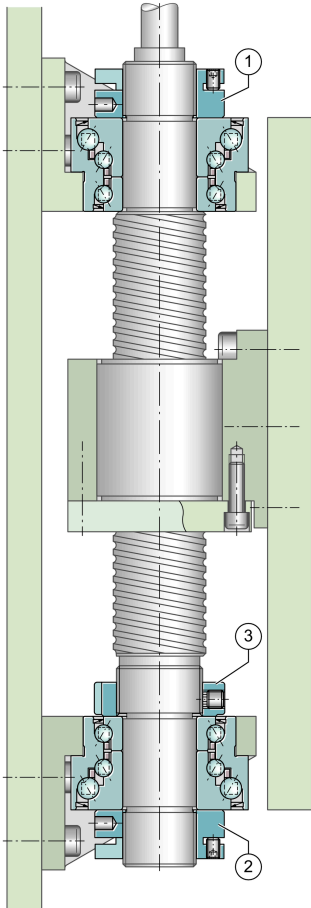
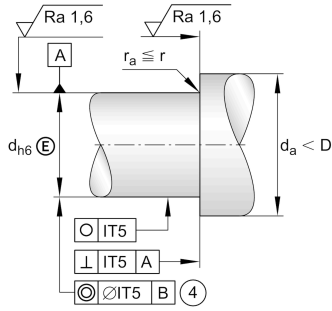


Your current product variant

Sealing	2RS	Contact lip seals on both sides
---------	-----	---------------------------------

Main Dimensions & Performance Data

d	20 mm	Bore diameter
	0 mm	Bore diameter upper tolerance
	-0,01 mm	Bore diameter lower tolerance
D	52 mm	Outside diameter
	0 mm	Outside diameter upper tolerance
	-0,013 mm	Outside diameter lower tolerance
B	35 mm	Width
	0 mm	Width upper tolerance
	-0,25 mm	Width lower tolerance
C _a	44.500 N	Basic dynamic load rating, axial HL
C _a	26.000 N	Basic dynamic load rating, axial
C _{0a}	110.000 N	Basic static load rating, axial HL
C _{0a}	47.000 N	Basic static load rating, axial
C _{ua}	2.800 N	Fatigue load limit, axial HL
C _{ua}	2.070 N	Fatigue load limit, axial
n _G Grease	5.000 1/min	Limiting speed for grease lubrication
n _g	2.200 1/min	Thermally permissible speed
≈m	0,683 kg	Weight



Mounting dimensions

$d_{a \min}$	25 mm	Minimum diameter shaft shoulder
$d_{a \max}$	43 mm	Maximum diameter of shaft shoulder
	M6	Fixing screws DIN EN ISO 4762 10.9 (not included)
n	4	Number of screws

Dimensions

d_1	34,5 mm	Rib diameter inner ring
D_1	80 mm	Flange diameter
r_{\min}	0,3 mm	Minimum chamfer dimension
$r_{1 \min}$	0,6 mm	Minimum chamfer dimension 1
B_1	19 mm	Thickness of flange
d_2	6,8 mm	Fixing boring diameter
J	63 mm	Pitch circle diameter (holes)
A	62 mm	Flange width

Temperature range







T_{\min}	-30 °C	Operating temperature min.
T_{\max}	120 °C	Operating temperature max.



Additional information

M_{RL}	0,45 Nm	Bearing friction torque
c_{aL}	750 N/μm	Rigidity axial
c_{aL}	1.100 N/μm	Rigidity axial (HL)
c_{kL}	260 Nm/mrad	Tilting stiffness
	5 μm	Axial runout
M_m	0,553 kg*cm ²	Mass moment of inertia
	ZMA20/38	Recommended INA precision locknut for radial locking 1,2
(3) r	ZM25	Recommended INA precision locknut for radial locking 3
(1), (2) r	AM20	Recommended INA precision locknut for axial locking 1,2
M_A	18 Nm	Tightening torque nut
(1), (2) a	8.580 N	Required locknut force axial 1

Characteristics

	Radial load
	Axial load in one direction
	Axial load in two directions
	Lifetime lubrication, freedom from maintenance
	Grease Lubrication
	Sealed on both sides