

**ZKLF1762-2RS-PE**

Axial angular contact ball bearing

Axial angular contact ball bearing  
ZKLF.-2RS-PE, double direction, screw  
mounting

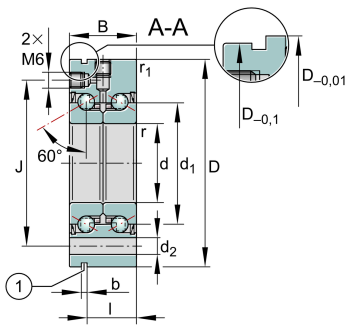
## Technical information

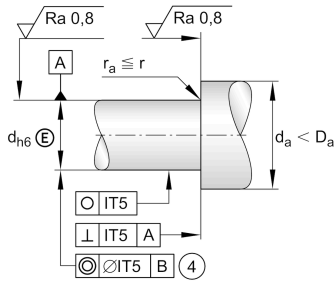
## Your current product variant

Sealing	2RS	Contact lip seals on both sides
Tolerance class	PE	Less stringent bearing design

## Main Dimensions &amp; Performance Data

d	17 mm	Bore diameter
	0 mm	Bore diameter upper tolerance
	-0,01 mm	Bore diameter lower tolerance
D	62 mm	Outside diameter
	0 mm	Outside diameter upper tolerance
	-0,013 mm	Outside diameter lower tolerance
B	25 mm	Width
	0 mm	Width upper tolerance
	-0,25 mm	Width lower tolerance
C <sub>a</sub>	18.900 N	Basic dynamic load rating, axial
C <sub>0a</sub>	31.500 N	Basic static load rating, axial
C <sub>ua</sub>	1.440 N	Fatigue load limit, axial
n <sub>G</sub> Grease	7.600 1/min	Limiting speed for grease lubrication
n <sub>g</sub>	3.300 1/min	Thermally safe operating speed
M <sub>R</sub>	0,24 Nm	Bearing frictional torque
≈m	0,452 kg	Weight





### Mounting dimensions

$D_{a \max}$	37 mm	Maximum diameter of housing
$d_{a \min}$	23 mm	Minimum diameter shaft
$t_1$	0,1 mm	Position tolerance of bore in the housing
	M6	Size of fixing screws
$n_a$	3	Number of holes in adjacent construction
$t_a$	120 °	Pitch separation angle of holes in adjacent construction
	M6	Connection thread for lubrication

### Dimensions

$d_1$	30 mm	Rib diameter inner ring
$r_{\min}$	0,3 mm	Minimum chamfer dimension
$r_{1 \min}$	0,6 mm	Minimum chamfer dimension
J	48 mm	Pitch circle diameter fixing holes
$d_2$	6,8 mm	Fixing holes diameter
b	3 mm	Width of extraction slot
l	17 mm	Distance of extraction slot
n	6	Pitch quantity of fixing holes
t	60 °	Pitch separation angle of fixing holes
a	60 °	Contact angle

### Temperature range







$T_{\min}$	-30 °C	Operating temperature min.
$T_{\max}$	120 °C	Operating temperature max.



### Additional information

$c_{aL}$	450 N/ $\mu$ m	Rigidity axial
$c_{kL}$	80 Nm/mrad	Tilting rigidity
$M_m$	0,132 kg*cm <sup>2</sup>	Mass moment of inertia
	5 $\mu$ m	Axial runout
	ZM17	Recommended INA precision locknut for radial locking
	AM17	Recommended INA precision locknut for axial locking
$M_A$	15 Nm	Tightening torque for the recommended INA precision locknut
	7.514 N	Required locknut force axial

### Characteristics

-  Radial load
-  Axial load in one direction
-  Axial load in two directions
-  Lifetime lubrication, freedom from maintenance
-  Grease Lubrication
-  Sealed on both sides