

**ZKLF1560-2RS-PE**

Axial angular contact ball bearing

Axial angular contact ball bearing  
ZKLF.-2RS-PE, double direction, screw  
mounting

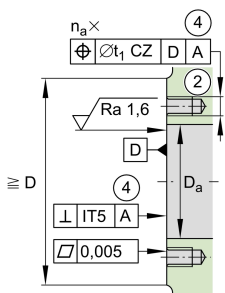
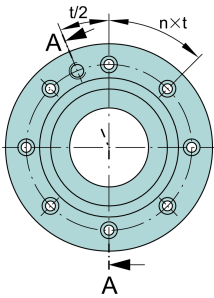
## Technical information

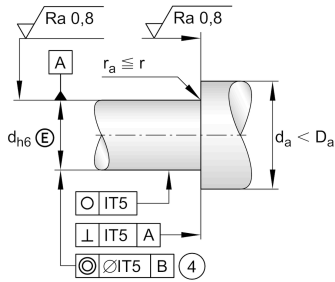
## Your current product variant

|                 |     |                                 |
|-----------------|-----|---------------------------------|
| Sealing         | 2RS | Contact lip seals on both sides |
| Tolerance class | PE  | Less stringent bearing design   |

## Main Dimensions &amp; Performance Data

|                          |             |                                       |
|--------------------------|-------------|---------------------------------------|
| d                        | 15 mm       | Bore diameter                         |
|                          | 0 mm        | Bore diameter upper tolerance         |
|                          | -0,01 mm    | Bore diameter lower tolerance         |
| D                        | 60 mm       | Outside diameter                      |
|                          | 0 mm        | Outside diameter upper tolerance      |
|                          | -0,013 mm   | Outside diameter lower tolerance      |
| B                        | 25 mm       | Width                                 |
|                          | 0 mm        | Width upper tolerance                 |
|                          | -0,25 mm    | Width lower tolerance                 |
| C <sub>a</sub>           | 18.000 N    | Basic dynamic load rating, axial      |
| C <sub>0a</sub>          | 28.500 N    | Basic static load rating, axial       |
| C <sub>ua</sub>          | 1.300 N     | Fatigue load limit, axial             |
| n <sub>G</sub><br>Grease | 8.200 1/min | Limiting speed for grease lubrication |
| n <sub>g</sub>           | 3.500 1/min | Thermally safe operating speed        |
| M <sub>R</sub>           | 0,2 Nm      | Bearing frictional torque             |
| ≈m                       | 0,428 kg    | Weight                                |





### Mounting dimensions

|              |        |  |
|--------------|--------|--|
| $D_{a \max}$ | 35 mm  | Maximum diameter of housing                              |
| $d_{a \min}$ | 20 mm  | Minimum diameter shaft                                   |
| $t_1$        | 0,1 mm | Position tolerance of bore in the housing                |
|              | M6     | Size of fixing screws                                    |
| $n_a$        | 3      | Number of holes in adjacent construction                 |
| $t_a$        | 120 °  | Pitch separation angle of holes in adjacent construction |
|              | M6     | Connection thread for lubrication                        |

### Dimensions

|              |        |  |
|--------------|--------|--|
| $d_1$        | 28 mm  | Rib diameter inner ring                |
| $r_{\min}$   | 0,3 mm | Minimum chamfer dimension              |
| $r_{1 \min}$ | 0,6 mm | Minimum chamfer dimension              |
| J            | 46 mm  | Pitch circle diameter fixing holes     |
| $d_2$        | 6,8 mm | Fixing holes diameter                  |
| b            | 3 mm   | Width of extraction slot               |
| l            | 17 mm  | Distance of extraction slot            |
| n            | 3      | Pitch quantity of fixing holes         |
| t            | 120 °  | Pitch separation angle of fixing holes |
| a            | 60 °   | Contact angle                          |

### Temperature range







|            |        |                            |
|------------|--------|----------------------------|
| $T_{\min}$ | -30 °C | Operating temperature min. |
| $T_{\max}$ | 120 °C | Operating temperature max. |



### Additional information

|          |                          |   |
|----------|--------------------------|---|
| $c_{aL}$ | 400 N/ $\mu$ m           | Rigidity axial  |
| $c_{kL}$ | 65 Nm/mrad               | Tilting rigidity  |
| $M_m$    | 0,102 kg*cm <sup>2</sup> | Mass moment of inertia                                      |
|          | 5 $\mu$ m                | Axial runout  |
|          | ZM15                     | Recommended INA precision locknut for radial locking        |
|          | AM15                     | Recommended INA precision locknut for axial locking         |
| $M_A$    | 10 Nm                    | Tightening torque for the recommended INA precision locknut |
|          | 5.484 N                  | Required locknut force axial                                |

### Characteristics

-  Radial load
-  Axial load in one direction
-  Axial load in two directions
-  Lifetime lubrication, freedom from maintenance
-  Grease Lubrication
-  Sealed on both sides