



ZKLF1255-2RS-PE

Axial angular contact ball bearing

Axial angular contact ball bearing
ZKLF.-2RS-PE, double direction, screw
mounting

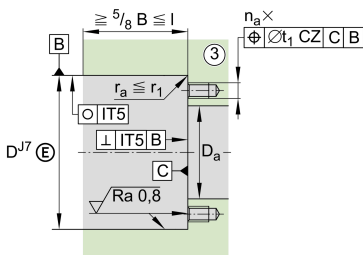
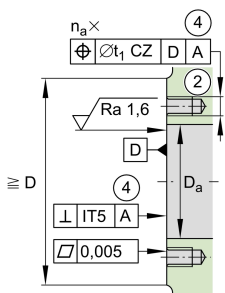
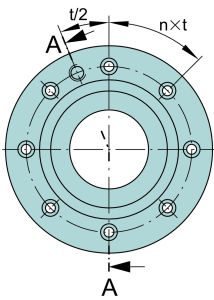
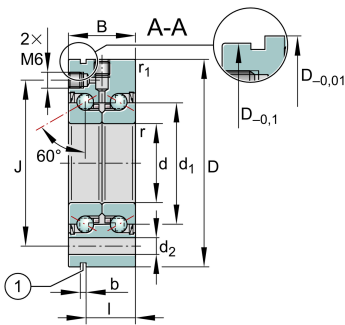
Technical information

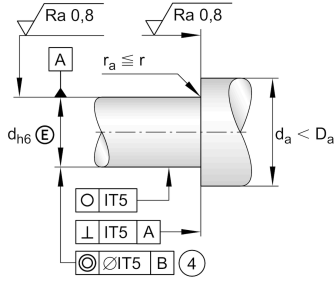
Your current product variant

Sealing	2RS	Contact lip seals on both sides
Tolerance class	PE	Less stringent bearing design

Main Dimensions & Performance Data

d	12 mm	Bore diameter
	0 mm	Bore diameter upper tolerance
	-0,01 mm	Bore diameter lower tolerance
D	55 mm	Outside diameter
	0 mm	Outside diameter upper tolerance
	-0,013 mm	Outside diameter lower tolerance
B	25 mm	Width
	0 mm	Width upper tolerance
	-0,25 mm	Width lower tolerance
C _a	17.100 N	Basic dynamic load rating, axial
C _{0a}	25.000 N	Basic static load rating, axial
C _{ua}	1.140 N	Fatigue load limit, axial
n _G Grease	9.200 1/min	Limiting speed for grease lubrication
n _g	3.800 1/min	Thermally safe operating speed
M _R	0,16 Nm	Bearing frictional torque
≈m	0,358 kg	Weight





Mounting dimensions

$D_{a \max}$	33 mm	Maximum diameter of housing
$d_{a \min}$	16 mm	Minimum diameter shaft
t_1	0,1 mm	Position tolerance of bore in the housing
	M6	Size of fixing screws
n_a	3	Number of holes in adjacent construction
t_a	120 °	Pitch separation angle of holes in adjacent construction
	M6	Connection thread for lubrication

Dimensions

d_1	25 mm	Rib diameter inner ring
r_{\min}	0,3 mm	Minimum chamfer dimension
$r_{1 \min}$	0,6 mm	Minimum chamfer dimension
J	42 mm	Pitch circle diameter fixing holes
d_2	6,8 mm	Fixing holes diameter
b	3 mm	Width of extraction slot
l	17 mm	Distance of extraction slot
n	3	Pitch quantity of fixing holes
t	120 °	Pitch separation angle of fixing holes
a	60 °	Contact angle

Temperature range







T_{\min}	-30 °C	Operating temperature min.
T_{\max}	120 °C	Operating temperature max.



Additional information

c_{aL}	375 N/ μ m	Rigidity axial
c_{kL}	50 Nm/mrad	Tilting rigidity
M_m	0,068 kg*cm ²	Mass moment of inertia
	5 μ m	Axial runout
	ZM12	Recommended INA precision locknut for radial locking
M_A	8 Nm	Tightening torque for the recommended INA precision locknut
	5.307 N	Required locknut force axial

Characteristics

-  Radial load
-  Axial load in one direction
-  Axial load in two directions
-  Lifetime lubrication, freedom from maintenance
-  Grease Lubrication
-  Sealed on both sides