



FAG

23264-BEA-XL-MB1

Spherical Roller Bearing

Spherical roller bearing 232..-BEA-XL-MB1,
symmetric 2 outer ribs with rib washer

X-life

Technical information



Your current product variant

Design	BEA	With lose center lip ring
Bore type	Z	Cylindrical
Cage	MB1	Solid brass cage
Radial internal clearance	CN (Group N)	Normal internal clearance
Relubrication facility	Standard	

Main Dimensions & Performance Data

d	320 mm	Bore diameter
D	580 mm	Outside diameter
B	208 mm	Width
C_r	4.650.000 N	Basic dynamic load rating, radial
C_{0r}	7.000.000 N	Basic static load rating, radial
C_{ur}	510.000 N	Fatigue load limit, radial
n_G	1.060 1/min	Limiting speed
n_{gr}	510 1/min	Reference speed
$\approx m$	238 kg	Weight

Mounting dimensions

$d_{a \min}$	340 mm	Minimum diameter shaft shoulder
$D_{a \max}$	560 mm	Maximum diameter of housing shoulder
$r_{a \max}$	4 mm	Maximum recess radius



Dimensions

r_{min}	5 mm	Minimum chamfer dimension
D_1	490,4 mm	Bore diameter outer ring
d_s	12,5 mm	Diameter lubrication hole
n_s	23,5 mm	Width of lubricating groove










Temperature range

T_{min}	-30 °C	Operating temperature min.
T_{max}	200 °C	Operating temperature max.

Calculation factors

e	0,35	Limiting value of F_a/F_r for the applicability of diff. Values of factors X and Y
Y_1	1,91	Dynamic axial load factor
Y_2	2,85	Dynamic axial load factor
Y_0	1,87	Static axial load factor

Characteristics

-  F_r Radial load
-  F_a Axial load in one direction
-  F_a Axial load in two directions
-  Grease Lubrication
-  Oil Lubrication
-  Not sealed
-  Large bearing
-  Static angular error and misalignment
-  Dynamic angular error and misalignment