



FAG

23228-E1A-XL-K-M-C4

Spherical Roller Bearing

Spherical roller bearings 232...-E1A-K, main dimensions to DIN 635-2, with tapered bore, taper 1:12

X-life

Technical information



Your current product variant

Design	E1A	Without central rip
Bore type	K	Tapered, taper 1:12
Cage	M	Brass Cage
Radial internal clearance	C4 (Group 4)	Internal clearance larger than C3
Relubrication facility	Standard	

Main Dimensions & Performance Data

d	140 mm	Bore diameter
D	250 mm	Outside diameter
B	88 mm	Width
C _r	1.090.000 N	Basic dynamic load rating, radial
C _{0r}	1.400.000 N	Basic static load rating, radial
C _{ur}	116.000 N	Fatigue load limit, radial
n _G	2.600 1/min	Limiting speed
n _{gr}	1.550 1/min	Reference speed
m	17,815 kg	Weight



Mounting dimensions

$d_{a \min}$	154 mm	Minimum diameter shaft shoulder
$D_{a \max}$	236 mm	Maximum diameter of housing shoulder
$r_{a \max}$	2,5 mm	Maximum recess radius
$d_{a \max}$	162 mm	Maximum diameter of shaft shoulder
$d_{b \min}$	152 mm	Minimum cavity diameter of the sleeve
$B_{a \min}$	22 mm	Minimum cavity width of the sleeve

Dimensions

r_{\min}	3 mm	Minimum chamfer dimension
D_1	216 mm	Bore diameter outer ring
d_s	6,3 mm	Diameter lubrication hole
n_s	12,2 mm	Width of lubricating groove

Temperature range

T_{\min}	-30 °C	Operating temperature min.
T_{\max}	200 °C	Operating temperature max.

Calculation factors









e	0,33	Limiting value of F_a/F_r for the applicability of diff. Values of factors X and Y
Y_1	2,04	Dynamic axial load factor
Y_2	3,04	Dynamic axial load factor
Y_0	2	Static axial load factor

Additional information

H2328	Adapter sleeve
AHX3228G	Withdrawal sleeve



Characteristics

-  Radial load
-  Axial load in one direction
-  Axial load in two directions
-  Grease Lubrication
-  Oil Lubrication
-  Not sealed
-  Static angular error and misalignment
-  Dynamic angular error and misalignment