

**FAG****23224-E1A-XL-K-M-C3**

Spherical Roller Bearing

Spherical roller bearings 232...-E1A-K, main dimensions to DIN 635-2, with tapered bore, taper 1:12

X-life

Technical information



Your current product variant

Design	E1A	Without central rip
Bore type	K	Tapered, taper 1:12
Cage	M	Brass Cage
Radial internal clearance	C3 (Group 3)	Internal clearance larger than CN
Relubrication facility	Standard	

Main Dimensions & Performance Data

d	120 mm	Bore diameter
D	215 mm	Outside diameter
B	76 mm	Width
C _r	820.000 N	Basic dynamic load rating, radial
C _{0r}	1.020.000 N	Basic static load rating, radial
C _{ur}	82.000 N	Fatigue load limit, radial
n _G	3.000 1/min	Limiting speed
n _{gr}	1.910 1/min	Reference speed
m	11,436 kg	Weight



Mounting dimensions

$d_{a \min}$	132 mm	Minimum diameter shaft shoulder
$D_{a \max}$	203 mm	Maximum diameter of housing shoulder
$r_{a \max}$	2,1 mm	Maximum recess radius
$d_{a \max}$	141 mm	Maximum diameter of shaft shoulder
$d_{b \min}$	131 mm	Minimum cavity diameter of the sleeve
$B_{a \min}$	17 mm	Minimum cavity width of the sleeve

Dimensions

r_{\min}	2,1 mm	Minimum chamfer dimension
D_1	185,5 mm	Bore diameter outer ring
d_s	4,8 mm	Diameter lubrication hole
n_s	9,5 mm	Width of lubricating groove

Temperature range

T_{\min}	-30 °C	Operating temperature min.
T_{\max}	200 °C	Operating temperature max.

Calculation factors









e	0,33	Limiting value of F_a/F_r for the applicability of diff. Values of factors X and Y
Y_1	2,03	Dynamic axial load factor
Y_2	3,02	Dynamic axial load factor
Y_0	1,98	Static axial load factor

Additional information

H2324	Adapter sleeve
AHX3224A	Withdrawal sleeve



Characteristics

-  Radial load
-  Axial load in one direction
-  Axial load in two directions
-  Grease Lubrication
-  Oil Lubrication
-  Not sealed
-  Static angular error and misalignment
-  Dynamic angular error and misalignment