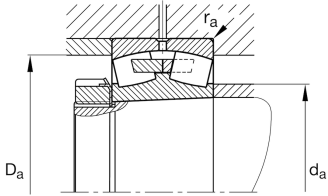
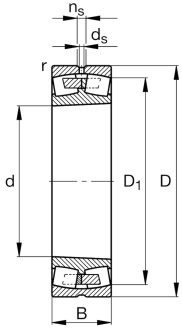
**FAG****23036-E1A-XL-K-M**

Spherical Roller Bearing

Spherical roller bearings 230..-E1A-K, main dimensions to DIN 635-2, with tapered bore, taper 1:12

X-life

Teknik bilgiler



Mevcut ürün modeliniz

Design	E1A	Without central rip
Bore type	K	Tapered, taper 1:12
Cage	M	Brass Cage
Radial internal clearance	CN (Group N)	Normal internal clearance
Relubrication facility	Standard	
Special material	Standard	

Main Dimensions & Performance Data

d	180 mm	Bore diameter
D	280 mm	Outside diameter
B	74 mm	Width
C _r	1.040.000 N	Basic dynamic load rating, radial
C _{0r}	1.450.000 N	Basic static load rating, radial
C _{ur}	173.000 N	Fatigue load limit, radial
n _G	2.600 1/min	Limiting speed
n _{gr}	1.760 1/min	Reference speed
≈m	15,976 kg	Gewicht



Mounting dimensions

$d_{a \min}$	190,2 mm	Minimum diameter shaft shoulder
$D_{a \max}$	269,8 mm	Maximum diameter of housing shoulder
$r_{a \max}$	2,1 mm	Maximum recess radius
$d_{a \max}$	201 mm	Maximum diameter of shaft shoulder
$d_{b \min}$	189 mm	Minimum cavity diameter of the sleeve
$B_{a \min}$	8 mm	Minimum cavity width of the sleeve

Dimensions

r_{\min}	2,1 mm	Minimum chamfer dimension
D_1	254,3 mm	Bore diameter outer ring
d_s	8 mm	Diameter lubrication hole
n_s	15 mm	Width of lubricating groove

Temperature range

T_{\min}	-30 °C	Operating temperature min.
T_{\max}	200 °C	Operating temperature max.

Calculation factors









e	0,23	Limiting value of F_a/F_r for the applicability of diff. Values of factors X and Y
Y_1	2,9	Dynamic axial load factor
Y_2	4,31	Dynamic axial load factor
Y_0	2,83	Static axial load factor

Additional information

H3036	Adapter sleeve
AH3036	Withdrawal sleeve



Özellikleri

-  Radyal yük
-  Tek yönde eksenel yük
-  İki yönde eksenel yük
-  Gres yağlama
-  Yağ ile yağlama
-  Kontaklız
-  Statik açısal hata ve yanlış hizalama
-  Dinamik açısal hata ve yanlış hizalama