



FAG

**22236-E1A-XL-M**

Spherical Roller Bearing

Spherical roller bearing 222...-E1A-XL-M,  
symmetric 2 outer ribs

X-life

## Technical information



## Your current product variant

Design	E1A	Without central rip
Bore type	Z	Cylindrical
Cage	M	Brass Cage
Radial internal clearance	CN (Group N)	Normal internal clearance
Relubrication facility	Standard	

## Main Dimensions &amp; Performance Data

d	180 mm	Bore diameter
D	320 mm	Outside diameter
B	86 mm	Width
$C_r$	1.360.000 N	Basic dynamic load rating, radial
$C_{0r}$	1.680.000 N	Basic static load rating, radial
$C_{ur}$	153.000 N	Fatigue load limit, radial
$n_G$	2.470 1/min	Limiting speed
$n_{gr}$	1.670 1/min	Reference speed
$\approx m$	28,81 kg	Weight



## Mounting dimensions

$d_{a \min}$	197 mm	Minimum diameter shaft shoulder
$D_{a \max}$	303 mm	Maximum diameter of housing shoulder
$r_{a \max}$	3 mm	Maximum recess radius



## Dimensions

$r_{\min}$	4 mm	Minimum chamfer dimension
$D_1$	285,9 mm	Bore diameter outer ring
$d_2$	211,3 mm	Raceway diameter of the inner ring
$d_s$	9,5 mm	Diameter lubrication hole
$n_s$	17,7 mm	Width of lubricating groove







## Temperature range

$T_{\min}$	-30 °C	Operating temperature min.
$T_{\max}$	200 °C	Operating temperature max.

## Calculation factors

$e$	0,25	Limiting value of $F_a/F_r$ for the applicability of diff. Values of factors X and Y
$Y_1$	2,71	Dynamic axial load factor
$Y_2$	4,04	Dynamic axial load factor
$Y_0$	2,65	Static axial load factor

## Characteristics

-  Radial load
-  Axial load in one direction
-  Axial load in two directions
-  Grease Lubrication
-  Oil Lubrication
-  Static angular error and misalignment