

**FAG****22222-E1A-XL-K-M**

Spherical Roller Bearing

Spherical roller bearing 222...-E1A-XL-K-M,  
symmetric 2 outer ribs**X-life**

## Technical information



## Your current product variant

|                           |              |                           |
|---------------------------|--------------|---------------------------|
| Design                    | E1A          | Without central rip       |
| Bore type                 | K            | Tapered, taper 1:12       |
| Cage                      | M            | Brass Cage                |
| Radial internal clearance | CN (Group N) | Normal internal clearance |
| Relubrication facility    | Standard     |                           |

## Main Dimensions &amp; Performance Data

|                 |             |                                   |
|-----------------|-------------|-----------------------------------|
| d               | 110 mm      | Bore diameter                     |
| D               | 200 mm      | Outside diameter                  |
| B               | 53 mm       | Width                             |
| C <sub>r</sub>  | 550.000 N   | Basic dynamic load rating, radial |
| C <sub>0r</sub> | 600.000 N   | Basic static load rating, radial  |
| C <sub>ur</sub> | 64.000 N    | Fatigue load limit, radial        |
| n <sub>G</sub>  | 4.100 1/min | Limiting speed                    |
| n <sub>gr</sub> | 3.000 1/min | Reference speed                   |
| m               | 6,898 kg    | Weight                            |



### Mounting dimensions

|              |        |                                       |
|--------------|--------|---------------------------------------|
| $d_{a \min}$ | 122 mm | Minimum diameter shaft shoulder       |
| $D_{a \max}$ | 188 mm | Maximum diameter of housing shoulder  |
| $r_{a \max}$ | 2,1 mm | Maximum recess radius                 |
| $d_{a \max}$ | 129 mm | Maximum diameter of shaft shoulder    |
| $d_{b \min}$ | 118 mm | Minimum cavity diameter of the sleeve |
| $B_{a \min}$ | 6 mm   | Minimum cavity width of the sleeve    |

### Dimensions

|            |          |                                    |
|------------|----------|------------------------------------|
| $r_{\min}$ | 2,1 mm   | Minimum chamfer dimension          |
| $D_1$      | 178,7 mm | Bore diameter outer ring           |
| $d_2$      | 129,4 mm | Raceway diameter of the inner ring |
| $d_s$      | 4,8 mm   | Diameter lubrication hole          |
| $n_s$      | 9,5 mm   | Width of lubricating groove        |

### Temperature range

|            |        |                            |
|------------|--------|----------------------------|
| $T_{\min}$ | -30 °C | Operating temperature min. |
| $T_{\max}$ | 200 °C | Operating temperature max. |

### Calculation factors

|       |      |  |
|-------|------|--|
| $e$   | 0,25 | Limiting value of $F_a/F_r$ for the applicability of diff. Values of factors X and Y |
| $Y_1$ | 2,71 | Dynamic axial load factor  |
| $Y_2$ | 4,04 | Dynamic axial load factor  |
| $Y_0$ | 2,65 | Static axial load factor   |








### Additional information

|         |                   |
|---------|-------------------|
| H322    | Adapter sleeve    |
| AHX3122 | Withdrawal sleeve |



### Characteristics

---

-  Radial load
-  Axial load in one direction
-  Axial load in two directions
-  Grease Lubrication
-  Oil Lubrication
-  Not sealed
-  Dynamic angular error and misalignment