

FAG

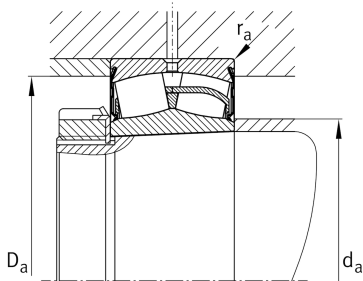
**WS22217-E1-XL-K-2RSR-C3**

Spherical Roller Bearing

Spherical roller bearing WS222..-E1-XL-K-2RSR, symmetric with cage guidance ring

X-life

## Technical information



## Your current product variant

Design	E1	Without central rip
Bore type	K	Tapered, taper 1:12
Cage	JPA	Sheet metal cage
Radial internal clearance	C3 (Group 3)	Internal clearance larger than CN
Relubrication facility	Standard	
Sealing	2RSR	Seals on both sides, normal temperature
Sealing - excess width	WS	Sealing - excess width

## Main Dimensions &amp; Performance Data

d	85 mm	Bore diameter
D	150 mm	Outside diameter
B	44 mm	Width
C <sub>r</sub>	305.000 N	Basic dynamic load rating, radial
C <sub>0r</sub>	325.000 N	Basic static load rating, radial
C <sub>ur</sub>	39.000 N	Fatigue load limit, radial
n <sub>G</sub>	1.420 1/min	Limiting speed
≈m	2,853 kg	Weight



### Mounting dimensions

$d_{a \min}$	96 mm	Minimum diameter shaft shoulder
$d_{a \max}$	96,5 mm	Maximum diameter of shaft shoulder
$D_{a \max}$	139 mm	Maximum diameter of housing shoulder
$r_{a \max}$	2 mm	Maximum recess radius
$d_{b \min}$	91 mm	Minimum cavity diameter of the sleeve
$B_{a \min}$	12 mm	Minimum cavity width of the sleeve

### Dimensions

$r_{\min}$	2 mm	Minimum chamfer dimension
$D_1$	137,1 mm	Bore diameter outer ring
$d_2$	96,5 mm	Raceway diameter of the inner ring
$d_s$	3,2 mm	Diameter lubrication hole
$n_s$	6,5 mm	Width of lubricating groove

### Temperature range

$T_{\min}$	-30 °C	Operating temperature min.
$T_{\max}$	100 °C	Operating temperature max.

### Calculation factors

$e$	0,22	Limiting value of $F_a/F_r$ for the applicability of diff. Values of factors X and Y
$Y_1$	3,04	Dynamic axial load factor
$Y_2$	4,53	Dynamic axial load factor
$Y_0$	2,97	Static axial load factor









### Additional information

H2217-T-WS	Adapter sleeve
AH2217-WS	Withdrawal sleeve



### Characteristics

---

-  Radial load
-  Axial load in one direction
-  Axial load in two directions
-  Lifetime lubrication, freedom from maintenance
-  Grease Lubrication
-  Sealed on both sides
-  Static angular error and misalignment
-  Dynamic angular error and misalignment