

FAG

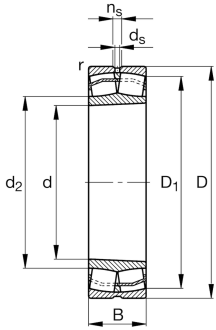
22318-E1-XL-K-C3

Spherical Roller Bearing

Spherical roller bearings 223...-E1-K, main dimensions to DIN 635-2, with tapered bore, taper 1:12

X-life

Teknik bilgiler



Ihre aktuelle Produktvariante

Design	E1	Without central rip
Bore type	K	Tapered, taper 1:12
Cage	JPA	Sheet metal cage
Radial internal clearance	C3 (Group 3)	Internal clearance larger than CN
Relubrication facility	Standard	

Main Dimensions & Performance Data

d	90 mm	Bore diameter
D	190 mm	Outside diameter
B	64 mm	Width
C _r	610.000 N	Basic dynamic load rating, radial
C _{0r}	630.000 N	Basic static load rating, radial
C _{ur}	56.000 N	Fatigue load limit, radial
n _G	3.850 1/min	Limiting speed
n _{gr}	3.000 1/min	Reference speed
≈m	8,307 kg	Gewicht



Mounting dimensions

$d_{a \min}$	104 mm	Minimum diameter shaft shoulder
$d_{a \max}$	110 mm	Maximum diameter of shaft shoulder
$D_{a \max}$	176 mm	Maximum diameter of housing shoulder
$r_{a \max}$	2,5 mm	Maximum recess radius
$d_{b \min}$	100 mm	Minimum cavity diameter of the sleeve
$B_{a \min}$	6 mm	Minimum cavity width of the sleeve

Dimensions

r_{\min}	3 mm	Minimum chamfer dimension
D_1	162,5 mm	Bore diameter outer ring
d_2	110,2 mm	Raceway diameter of the inner ring
d_s	6,3 mm	Diameter lubrication hole
n_s	12,2 mm	Width of lubricating groove

Temperature range

T_{\min}	-30 °C	Operating temperature min.
T_{\max}	200 °C	Operating temperature max.

Calculation factors




e	0,33	Limiting value of F_a/F_r for the applicability of diff. Values of factors X and Y
Y_1	2,03	Dynamic axial load factor
Y_2	3,02	Dynamic axial load factor
Y_0	1,98	Static axial load factor

Additional information

H2318	Adapter sleeve
AHX2318	Withdrawal sleeve



Eigenschaften

-  Radiale Last
-  Axiale Last aus einer Richtung
-  Axiale Last aus zwei Richtungen
-  Fettschmierung
-  Ölschmierung
-  Nicht abgedichtet
-  Statische Winkel- und Fluchtungsfehler
-  Dynamische Winkel- und Fluchtungsfehler