

## Technical information



### Your current product variant

Design	E1	Without central rip
Bore type	Z	Cylindrical
Cage	JPA	Sheet metal cage
Radial internal clearance	C3 (Group 3)	Internal clearance larger than CN
Relubrication facility	Standard	



### Main Dimensions & Performance Data

d	80 mm	Bore diameter
D	170 mm	Outside diameter
B	39 mm	Width
$C_r$	305.000 N	Basic dynamic load rating, radial
$C_{0r}$	325.000 N	Basic static load rating, radial
$C_{ur}$	39.000 N	Fatigue load limit, radial
$n_G$	5.700 1/min	Limiting speed
$n_{gr}$	4.050 1/min	Reference speed
$\approx m$	4.419 kg	Weight



### Mounting dimensions

$d_{a \min}$	92 mm	Minimum diameter shaft shoulder
$D_{a \max}$	158 mm	Maximum diameter of housing shoulder
$r_{a \max}$	2,1 mm	Maximum recess radius

### Dimensions

$r_{\min}$	2,1 mm	Minimum chamfer dimension
$D_1$	135,4 mm	Bore diameter outer ring
$d_2$	99,7 mm	Raceway diameter of the inner ring
$d_s$	3,2 mm	Diameter lubrication hole
$n_s$	6,5 mm	Width of lubricating groove

### Temperature range

$T_{\min}$	-30 °C	Operating temperature min.
$T_{\max}$	200 °C	Operating temperature max.









### Calculation factors

$e$	0,22	Limiting value of $F_a/F_r$ for the applicability of diff. Values of factors X and Y
$Y_1$	3,04	Dynamic axial load factor
$Y_2$	4,53	Dynamic axial load factor
$Y_0$	2,97	Static axial load factor



### Characteristics

---

-  Radial load
-  Axial load in one direction
-  Axial load in two directions
-  Grease Lubrication
-  Oil Lubrication
-  Not sealed
-  Static angular error and misalignment
-  Dynamic angular error and misalignment