



FAG

**NUP2310-E-XL-TVP2**

Cylindrical roller bearing

Cylindrical roller bearing NUP..-E-XL-TVP2, with cage, single row, locating bearing, 2 ribs on outer ring, 1 rib on inner ring, rib washer internal, type NUP

X-life

## Technical information



## Your current product variant

|                           |              |                                  |
|---------------------------|--------------|----------------------------------|
| Design                    | E            | Increased Capacity Design        |
| Cage                      | TVP2         | Solid Window Cage made from PA66 |
| Radial internal clearance | CN (Group N) | Normal internal clearance        |
| Tolerance class           | PN           | Normal (ISO 492:2023)            |
| Number of rows            | 1            | Single-row design                |

## Main Dimensions &amp; Performance Data

|          |             |                                   |
|----------|-------------|-----------------------------------|
| d        | 50 mm       | Bore diameter                     |
| D        | 110 mm      | Outside diameter                  |
| B        | 40 mm       | Width                             |
| $C_r$    | 193.000 N   | Basic dynamic load rating, radial |
| $C_{0r}$ | 187.000 N   | Basic static load rating, radial  |
| $C_{ur}$ | 35.500 N    | Fatigue load limit, radial        |
| $n_G$    | 8.900 1/min | Limiting speed                    |
| $n_{gr}$ | 4.900 1/min | Reference speed                   |
| $m$      | 1,79 kg     | Weight                            |



### Mounting dimensions

|                     |         |                                      |
|---------------------|---------|--------------------------------------|
| $d_1$               | 71,3 mm | Maximum rib diameter inner ring      |
| $D_{1 \text{ min}}$ | 92,5 mm | Minimum rib diameter outer ring      |
| $d_{a \text{ min}}$ | 61 mm   | Minimum diameter shaft shoulder      |
| $d_{c \text{ min}}$ | 73 mm   | Minimum shaft shoulder               |
| $D_{a \text{ max}}$ | 99 mm   | Maximum diameter of housing shoulder |
| $r_{a \text{ max}}$ | 2 mm    | Maximum recess radius                |







### Dimensions

|                     |        |                             |
|---------------------|--------|-----------------------------|
| $r_{\text{min}}$    | 2 mm   | Minimum chamfer dimension   |
| $r_{1 \text{ min}}$ | 2 mm   | Minimum chamfer dimension   |
| E                   | 97 mm  | Raceway diameter outer ring |
| F                   | 65 mm  | Raceway diameter inner ring |
| $B_3$               | 6,5 mm | Width of loose rib          |

### Temperature range

|                  |        |                            |
|------------------|--------|----------------------------|
| $T_{\text{min}}$ | -30 °C | Operating temperature min. |
| $T_{\text{max}}$ | 120 °C | Operating temperature max. |

### Characteristics

|   |                              |
|---|------------------------------|
|  | Radial load                  |
|  | Axial load in one direction  |
|  | Axial load in two directions |
|  | Grease Lubrication           |
|  | Oil Lubrication              |
|  | Not sealed                   |