

**FAG****NJ1076-M1** [↗](#)

Cylindrical roller bearing

Cylindrical roller bearing NJ..-M1, with cage, single row, semi-locating bearing, 2 ribs on outer ring, 1 rib on inner ring, type NJ

Technical information

Your current product variant

Design	Standard	
Cage	M1	Two Piece Brass Cage Roller Guided
Radial internal clearance	CN (Group N)	Normal internal clearance
Tolerance class	PN	Normal (PN)
Number of rows	1	Single-row design

Main Dimensions & Performance Data

d	380 mm	Bore diameter
D	560 mm	Outside diameter
B	82 mm	Width
C_r	1.170.000 N	Basic dynamic load rating, radial
C_{0r}	1.990.000 N	Basic static load rating, radial
C_{ur}	203.000 N	Fatigue load limit, radial
n_G	1.880 1/min	Limiting speed
n_{gr}	1.050 1/min	Reference speed
m	69,3 kg	Weight



Mounting dimensions

$d_{a \min}$	397 mm	Minimum diameter shaft shoulder
$d_{a \max}$	420 mm	Maximum diameter of shaft shoulder
$D_{a \max}$	543 mm	Maximum diameter of housing shoulder
$d_{c \min}$	447 mm	Minimum shaft shoulder
$r_{a \max}$	4 mm	Maximum recess radius






Dimensions

r_{\min}	5 mm	Minimum chamfer dimension
$r_{1 \min}$	5 mm	Minimum chamfer dimension
s	9 mm	Axial displacement
E	515 mm	Raceway diameter outer ring
F	425 mm	Raceway diameter inner ring
$D_{1 \min}$	497 mm	Minimum rib diameter outer ring
d_1	443 mm	Maximum rib diameter inner ring

Temperature range

T_{\min}	-30 °C	Operating temperature min.
T_{\max}	150 °C	Operating temperature max.

Characteristics

-  Radial load
-  Axial load in one direction
-  Grease Lubrication
-  Oil Lubrication
-  Not sealed