

**FAG****NU2344-EX-TB-M1** [↗](#)

Cylindrical roller bearing

Cylindrical roller bearing NU2..-M1, with cage, single row, non-locating bearing, 2 ribs on outer ring, 0 ribs on inner ring (smooth), type NU, Running accuracy in P6

Technical information



Your current product variant

Design	EX	Increased Capacity Design Design Modified
Cage	M1	Two Piece Brass Cage Roller Guided
Radial internal clearance	CN (Group N)	Normal internal clearance
Tolerance class	PN	Normal (ISO 492:2023)
Number of rows	1	Single-row design

Main Dimensions & Performance Data

d	220 mm	Bore diameter
D	460 mm	Outside diameter
B	145 mm	Width
C _r	2.350.000 N	Basic dynamic load rating, radial
C _{0r}	3.350.000 N	Basic static load rating, radial
C _{ur}	350.000 N	Fatigue load limit, radial
n _G	2.110 1/min	Limiting speed
n _{gr}	830 1/min	Reference speed
≈m	117,8 kg	Weight



Mounting dimensions

$d_{a \min}$	240 mm	Minimum diameter shaft shoulder
$d_{a \max}$	274,7 mm	Maximum diameter of shaft shoulder
$d_{b \min}$	279,3 mm	Minimum shaft shoulder
$D_{a \max}$	440 mm	Maximum diameter of housing shoulder
$r_{a \max}$	4 mm	Maximum recess radius
$r_{a1 \max}$	4 mm	Maximum recess radius






Dimensions

r_{\min}	5 mm	Minimum chamfer dimension
$r_{1 \min}$	5 mm	Minimum chamfer dimension
s	11,9 mm	Axial displacement
E	413 mm	Raceway diameter outer ring
F	277 mm	Raceway diameter inner ring
$D_{1 \min}$	385,8 mm	Minimum rib diameter outer ring

Temperature range

T_{\min}	-30 °C	Operating temperature min.
T_{\max}	150 °C	Operating temperature max.

Characteristics

-  F_r Radial load
-  Grease Lubrication
-  Oil Lubrication
-  Not sealed
-  Large bearing