

**FAG****NU1072-M1-C3**

Cylindrical roller bearing

Cylindrical roller bearing NU..-M1, with cage, single row, non-locating bearing, 2 ribs on outer ring, 0 ribs on inner ring (smooth), type NU, Running accuracy in P6

Technical information



Your current product variant

Design	Standard	
Cage	M1	Two Piece Brass Cage Roller Guided
Radial internal clearance	C3 (Group 3)	Internal clearance larger than CN
Tolerance class	PN	Normal (PN)
Number of rolling element rows	1	Single-row design

Main Dimensions & Performance Data

d	360 mm	Bore diameter
D	540 mm	Outside diameter
B	82 mm	Width
C_r	1.150.000 N	Basic dynamic load rating, radial
C_{0r}	1.910.000 N	Basic static load rating, radial
C_{ur}	155.000 N	Fatigue load limit, radial
n_G	1.940 1/min	Limiting speed
n_{gr}	1.110 1/min	Reference speed
$\approx m$	66,71 kg	Weight



Mounting dimensions

$d_{a \min}$	377 mm	Minimum diameter shaft shoulder
$d_{a \max}$	400 mm	Maximum diameter of shaft shoulder
$d_{b \min}$	410 mm	Minimum shaft shoulder
$D_{a \max}$	523 mm	Maximum diameter of housing shoulder
$r_{a \max}$	4 mm	Maximum recess radius
$r_{a1 \max}$	4 mm	Maximum recess radius






Dimensions

r_{\min}	5 mm	Minimum chamfer dimension
$r_{1 \min}$	5 mm	Minimum chamfer dimension
s	12,5 mm	Axial displacement
E	495 mm	Raceway diameter outer ring
F	405 mm	Raceway diameter inner ring
$D_{1 \min}$	478,1 mm	Minimum rib diameter outer ring

Temperature range

T_{\min}	-30 °C	Operating temperature min.
T_{\max}	150 °C	Operating temperature max.

Characteristics

-  Radial load
-  Grease Lubrication
-  Oil Lubrication
-  Not sealed
-  Large bearing