



FAG

NU228-E-XL-M1

Cylindrical roller bearing

Cylindrical roller bearing NU..-E-XL-M1, with cage, single row, non-locating bearing, 2 ribs on outer ring, 0 ribs on inner ring (smooth), type NU, Running accuracy in P6

X-life

Technical information



Your current product variant

Design	E	Increased Capacity Design
Cage	M1	Two Piece Brass Cage Roller Guided
Radial internal clearance	CN (Group N)	Normal internal clearance
Tolerance class	PN	Normal (ISO 492:2023)
Number of rows	1	Single-row design

Main Dimensions & Performance Data

d	140 mm	Bore diameter
D	250 mm	Outside diameter
B	42 mm	Width
C_r	460.000 N	Basic dynamic load rating, radial
C_{0r}	510.000 N	Basic static load rating, radial
C_{ur}	62.000 N	Fatigue load limit, radial
n_G	4.900 1/min	Limiting speed
n_{gr}	2.600 1/min	Reference speed
$\approx m$	9,02 kg	Weight



Mounting dimensions

$d_{a \min}$	154 mm	Minimum diameter shaft shoulder
$d_{a \max}$	166 mm	Maximum diameter of shaft shoulder
$d_{b \min}$	171 mm	Minimum shaft shoulder
$D_{a \max}$	236 mm	Maximum diameter of housing shoulder
$r_{a \max}$	2,5 mm	Maximum recess radius
$r_{a1 \max}$	2,5 mm	Maximum recess radius





Dimensions

r_{\min}	3 mm	Minimum chamfer dimension
$r_{1 \min}$	3 mm	Minimum chamfer dimension
s	3,8 mm	Axial displacement
E	225 mm	Raceway diameter outer ring
F	169 mm	Raceway diameter inner ring
$D_{1 \min}$	216,7 mm	Minimum rib diameter outer ring

Temperature range

T_{\min}	-30 °C	Operating temperature min.
T_{\max}	150 °C	Operating temperature max.

Characteristics

-  F_r Radial load
-  Grease Lubrication
-  Oil Lubrication
-  Not sealed