

**FAG****NU256-E-M1A** [↗](#)

Cylindrical roller bearing

Cylindrical roller bearing NU..-E-M1A, with cage, single row, non-locating bearing, 2 ribs on outer ring, 0 ribs on inner ring (smooth), type NU, Running accuracy in P6

## Technical information

**Your current product variant**

Design	E	Increased Capacity Design
Cage	M1A	Two Piece Brass Cage Lip guided
Radial internal clearance	CN (Group N)	Normal internal clearance
Tolerance class	PN	Normal (ISO 492:2023)
Number of rows	1	Single-row design

**Main Dimensions & Performance Data**

d	280 mm	Bore diameter
D	500 mm	Outside diameter
B	80 mm	Width
$C_r$	1.400.000 N	Basic dynamic load rating, radial
$C_{0r}$	2.020.000 N	Basic static load rating, radial
$C_{ur}$	151.000 N	Fatigue load limit, radial
$n_G$	2.020 1/min	Limiting speed
$n_{gr}$	1.020 1/min	Reference speed
$m$	70,7 kg	Weight



### Mounting dimensions

$d_{a \min}$	300 mm	Minimum diameter shaft shoulder
$d_{a \max}$	334 mm	Maximum diameter of shaft shoulder
$d_{b \min}$	340 mm	Minimum shaft shoulder
$D_{a \max}$	480 mm	Maximum diameter of housing shoulder
$r_{a \max}$	4 mm	Maximum recess radius
$r_{a1 \max}$	4 mm	Maximum recess radius





### Dimensions

$r_{\min}$	5 mm	Minimum chamfer dimension
$r_{1 \min}$	5 mm	Minimum chamfer dimension
s	6,3 mm	Axial displacement
E	449 mm	Raceway diameter outer ring
F	337 mm	Raceway diameter inner ring
$D_{1 \min}$	426,6 mm	Minimum rib diameter outer ring

### Temperature range

$T_{\min}$	-30 °C	Operating temperature min.
$T_{\max}$	150 °C	Operating temperature max.

### Characteristics

-  Radial load
-  Grease Lubrication
-  Oil Lubrication
-  Not sealed