

**FAG****N314-E-XL-M1** [↗](#)

Cylindrical roller bearing

Cylindrical roller bearing N3..-E-M1, with cage, single row, non-locating bearing, 0 ribs on outer ring, 2 rib on inner ring, type N3

Technical information

**Your current product variant**

Cage	M1	Two Piece Brass Cage Roller Guided
Tolerance class	PN	Normal (ISO 492:2023)
Change mark	E	Increased Capacity Design
Radial internal clearance	CN (Group N)	Normal internal clearance
Number of rows	1	Single-row design

Main Dimensions & Performance Data

d	70 mm	Bore diameter
D	150 mm	Outside diameter
B	35 mm	Width
C_r	242.000 N	Basic dynamic load rating, radial
C_{0r}	222.000 N	Basic static load rating, radial
C_{ur}	39.500 N	Fatigue load limit, radial
$\approx m$	3,05 kg	Weight

Mounting dimensions

D_a	138 mm	Diameter of housing shoulder
$r_{a1 \max}$	2 mm	Maximum recess radius

Dimensions





$r_{1 \min}$	2,1 mm	Minimum chamfer dimension
E	133 mm	Raceway diameter outer ring



Temperature range

T_{min}	-30 °C	Operating temperature min.
T_{max}	150 °C	Operating temperature max.

Characteristics

-  F_r Radial load
-  Grease Lubrication
-  Oil Lubrication
-  Not sealed