

**FAG****N240-E-M1**

Cylindrical roller bearing

Cylindrical roller bearing N2..-M1, with cage, single row, non-locating bearing, 0 ribs on outer ring, 2 rib on inner ring, type N2

Technical information



Your current product variant

Cage	M1	Two Piece Brass Cage Roller Guided
Tolerance class	PN	Normal (ISO 492:2023)
Change mark	E	Increased Capacity Design
Radial internal clearance	CN (Group N)	Normal internal clearance
Number of rows	1	Single-row design

Main Dimensions & Performance Data

d	200 mm	Bore diameter
D	360 mm	Outside diameter
B	58 mm	Width
C_r	750.000 N	Basic dynamic load rating, radial
C_{0r}	1.040.000 N	Basic static load rating, radial
C_{ur}	123.000 N	Fatigue load limit, radial
n_G Grease	2.450 1/min	Limiting speed for grease lubrication
n_G Oil	2.900 1/min	Limiting speed for oil lubrication
m	27 kg	Weight

Mounting dimensions

d_a	217 mm	Diameter shaft shoulder
D_a	343 mm	Diameter of housing shoulder
$r_{a1 \max}$	3 mm	Maximum recess radius








Dimensions

$r_{1 \text{ min}}$	4 mm	Minimum chamfer dimension
s_1	4,8 mm	Axial displacement
E	323 mm	Raceway diameter outer ring

Temperature range

T_{min}	-30 °C	Operating temperature min.
T_{max}	150 °C	Operating temperature max.

Characteristics

-  Radial load
-  Grease Lubrication
-  Oil Lubrication
-  Not sealed
-  Large bearing