

**FAG****N214-E-XL-M1** [↗](#)

Cylindrical roller bearing

Cylindrical roller bearing N2..-M1, with cage, single row, non-locating bearing, 0 ribs on outer ring, 2 rib on inner ring, type N2

Technical information

**Your current product variant**

Cage	M1	Two Piece Brass Cage Roller Guided
Tolerance class	PN	Normal (ISO 492:2023)
Change mark	E	Increased Capacity Design
Radial internal clearance	CN (Group N)	Normal internal clearance
Number of rows	1	Single-row design

Main Dimensions & Performance Data

d	70 mm	Bore diameter
D	125 mm	Outside diameter
B	24 mm	Width
C_r	140.000 N	Basic dynamic load rating, radial
C_{0r}	137.000 N	Basic static load rating, radial
C_{ur}	24.600 N	Fatigue load limit, radial
n_G Grease	10.100 1/min	Limiting speed for grease lubrication
n_G Oil	10.100 1/min	Limiting speed for oil lubrication
m	1,28 kg	Weight

Mounting dimensions

d_a	79 mm	Diameter shaft shoulder
D_a	116 mm	Diameter of housing shoulder
$r_{a1 \max}$	1,5 mm	Maximum recess radius








Dimensions

$r_{1 \text{ min}}$	1,5 mm	Minimum chamfer dimension
s_1	1,1 mm	Axial displacement
E	113,5 mm	Raceway diameter outer ring

Temperature range

T_{min}	-30 °C	Operating temperature min.
T_{max}	150 °C	Operating temperature max.

Characteristics

-  Radial load
-  Grease Lubrication
-  Oil Lubrication
-  Not sealed
-  Current insulated