

**FAG****QJ318-N2-MPA**

Four-point contact bearing

Four point contact bearing QJ3..-N2-MPA,
holding grooves, solid brass cage

Technical information



Your current product variant

Design, bearing outer ring	N2	Two retaining grooves in the outer ring on one side
Tolerance class	PN	Normal (ISO 492:2023)
Cage	MPA	Solid brass cage, outer ring guided
Dimensional / heat stabilization	S0	Rings dimensional stabilized up to 150°
Axial internal clearance	CN	Group N (CN)

Main Dimensions & Performance Data

d	90 mm	Bore diameter
D	190 mm	Outside diameter
B	43 mm	Width
C _r	265.000 N	Basic dynamic load rating, radial
C _{0r}	285.000 N	Basic static load rating, radial
C _{ur}	13.300 N	Fatigue load limit, radial
n _G	6.300 1/min	Limiting speed
n _{gr}	3.350 1/min	Reference speed
≈m	6,18 kg	Weight

Mounting dimensions

d _{a min}	104 mm	Minimum diameter shaft shoulder
D _{a max}	176 mm	Maximum diameter of housing shoulder
r _{a max}	2,5 mm	Maximum fillet radius









Dimensions

r_{\min}	3 mm	Minimum chamfer dimension
D_1	157,1 mm	Shoulder diameter outer ring
d_1	124,54 mm	Shoulder diameter inner ring
a	98 mm	Distance between the apexes of the pressure cones
a_n	11,7 mm	Hight retaining slot
b_n	10,5 mm	Width retaining slot
r_n	2 mm	Radius retaining slot
	45 °	Angle retaining slot
α	35 °	Contact angle

Temperature range

T_{\min}	-30 °C	Operating temperature min.
T_{\max}	150 °C	Operating temperature max.

Characteristics

	Radial load
	Axial load in one direction
	Axial load in two directions
	Grease Lubrication
	Oil Lubrication
	Not sealed