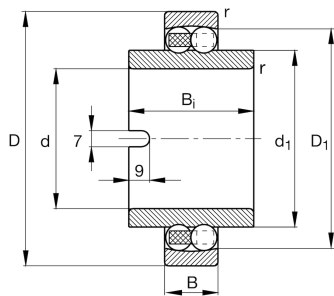
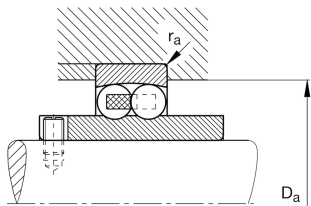


**FAG****11206-TVH**

Self-aligning ball bearing

Self-aligning ball bearing 112...-TVH, plastic cage

## Technical information



## Your current product variant

Cage	TVH	Solid cage made of glass-fiber reinforced polyamide PA66
------	-----	--

## Main Dimensions &amp; Performance Data

d	30 mm	Bore diameter
D	62 mm	Outside diameter
B	48 mm	Total width
B <sub>C</sub>	16 mm	Width, outer ring
B <sub>i</sub>	48 mm	Width, inner ring
C <sub>r</sub>	15.900 N	Basic dynamic load rating, radial
C <sub>0r</sub>	4.650 N	Basic static load rating, radial
C <sub>ur</sub>	295 N	Fatigue load limit, radial
n <sub>G</sub>	13.100 1/min	Limiting speed
n <sub>gr</sub>	11.400 1/min	Reference speed
m	0,37 kg	Weight

## Mounting dimensions

D <sub>a max</sub>	56,4 mm	Maximum diameter of housing shoulder
r <sub>a max</sub>	1 mm	Maximaler Hohlkehlradius



## Dimensions

$r_{\min}$	1 mm	Minimum chamfer dimension
$D_1$	51,61 mm	Shoulder diameter outer ring
$d_1$	40,1 mm	Shoulder diameter inner ring
$b$	7 mm	Width retaining slot
$t$	9 mm	Hight retaining slot









## Temperature range

$T_{\min}$	-30 °C	Operating temperature min.
$T_{\max}$	120 °C	Operating temperature max.

## Calculation factors

$e$	0,25	Limiting value of $F_a/F_r$ for the applicability of diff. Values of factors X and Y
$Y_1$	2,54	Dynamic axial load factor
$Y_2$	3,93	Dynamic axial load factor
$Y_0$	2,66	Static axial load factor

## Characteristics

	Radial load
	Axial load in one direction
	Axial load in two directions
	Grease Lubrication
	Oil Lubrication
	Not sealed
	Static angular error and misalignment
	Dynamic angular error and misalignment