

**FAG****7048-MP-UA**

Angular contact ball bearing

Angular contact ball bearing 70..-MP, single row, solid brass cage



## Technical information

**Your current product variant**

Sealing	Without	Not sealed
Cage	MP	Solid brass cage, ball guided
Tolerance class	PN	Normal (ISO 492:2023)
Dimensional / heat stabilization	S1	Rings dimensional stabilized up to 200°
Bearing with matched conditions for fitting in pairs	UA	Bearing set with small axial internal clearance
Lubricant	Without	Bearing not greased

**Main Dimensions & Performance Data**

d	240 mm	Bore diameter
D	360 mm	Outside diameter
B	56 mm	Width
$C_r$	305.000 N	Basic dynamic load rating, radial
$C_{0r}$	470.000 N	Basic static load rating, radial
$C_{ur}$	14.100 N	Fatigue load limit, radial
$n_G$	2.650 1/min	Limiting speed
$n_{gr}$	1.830 1/min	Reference speed
$\approx m$	18,8 kg	Weight



### Mounting dimensions

$d_{a \min}$	252,4 mm	Minimum diameter of shaft shoulder
$D_{a \max}$	347,6 mm	Maximum diameter of housing shoulder
$D_{b \max}$	354 mm	Maximum diameter of housing shoulder
$r_{a \max}$	2,5 mm	Maximum fillet radius of shaft
$r_{a1 \max}$	1 mm	Maximum fillet radius of housing

### Dimensions

$r_{\min}$	3 mm	Minimum chamfer dimension
$r_{1 \min}$	1,1 mm	Minimum chamfer dimension
$D_1$	317,15 mm	Shoulder diameter on outer ring wide side face
$d_1$	285,55 mm	Shoulder diameter on inner ring wide side face
$a$	114,6 mm	Distance between the apexes of the pressure cones
$\alpha$	30 °	Contact angle

### Temperature range

$T_{\min}$	-30 °C	Operating temperature min.
$T_{\max}$	200 °C	Operating temperature max.







### Additional information

$A_{\min}$	110 $\mu\text{m}$	Axial clearance per set min.
Tol (+)	16 $\mu\text{m}$	Tolerance for axial clearance or preload per set



### Characteristics

---

-  Radial load
-  Axial load in one direction
-  Grease Lubrication
-  Oil Lubrication
-  Not sealed
-  Large bearing