

**FAG****6036-M-J20AA-C3**

Deep groove ball bearing

Deep groove ball bearing 60...-M-J20AA,  
single row, solid brass cage, ceramic coated

## Technical information



## Your current product variant

Sealing	Without	Not sealed
Cage	M	Solid brass cage, rolling element guided
Tolerance class	PN	Normal (ISO 492:2023)
Dimensional / heat stabilization	S1	Rings dimensional stabilized up to 200°
Lubricant	Without	Bearing not greased
Radial internal clearance	C3 (Group 3)	Internal clearance larger than CN
Bore type	Z	Cylindrical
Coating	J20AA	Current insulation, outer ring ceramic coated

## Main Dimensions &amp; Performance Data

d	180 mm	Bore diameter
D	280 mm	Outside diameter
B	46 mm	Width
C <sub>r</sub>	201.000 N	Basic dynamic load rating, radial
C <sub>0r</sub>	199.000 N	Basic static load rating, radial
C <sub>ur</sub>	8.400 N	Fatigue load limit, radial
n <sub>G</sub>	4.050 1/min	Limiting speed
n <sub>gr</sub>	3.300 1/min	Reference speed
≈m	10,6 kg	Weight



### Mounting dimensions

$d_{a \min}$	190,2 mm	Minimum diameter shaft shoulder
$D_{a \max}$	269,8 mm	Maximum diameter of housing shoulder
$r_{a \max}$	2,1 mm	Maximum fillet radius

### Dimensions

$r_{\min}$	2,1 mm	Minimum chamfer dimension
$D_1$	249,25 mm	Shoulder diameter outer ring
$d_1$	211,8 mm	Shoulder diameter inner ring








### Temperature range

$T_{\min}$	-30 °C	Operating temperature min.
$T_{\max}$	200 °C	Operating temperature max.

### Calculation factors

$f_0$	15,6	Calculation factor
-------	------	--------------------

### Characteristics

-  Radial load
-  Axial load in one direction
-  Axial load in two directions
-  Grease Lubrication
-  Oil Lubrication
-  Not sealed
-  Current insulated