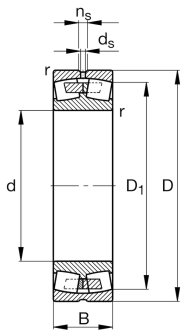


**FAG****23330-E1A-XL-MA1-T41A**

Spherical Roller Bearing

Spherical roller bearing 223...-E1A-XL-K-M,
symmetric 2 outer ribs**X-life**

Technical information



Your current product variant

Design	E1A	Without central rip
Bore type	Z	Cylindrical
Cage	MA1	Solid brass cage
Radial internal clearance	C4 (Group 4)	Internal clearance larger than C3
Relubrication facility	Standard	
Special material	Standard	
Spherical roller bearing for vibrating screens	T41A	For vibrating screens

Main Dimensions & Performance Data

d	150 mm	Bore diameter
D	320 mm	Outside diameter
B	128 mm	Width
C _r	1.830.000 N	Basic dynamic load rating, radial
C _{0r}	2.170.000 N	Basic static load rating, radial
C _{ur}	168.000 N	Fatigue load limit, radial
n _G	2.060 1/min	Limiting speed
≈m	51,2 kg	Weight



Mounting dimensions

$d_{a \min}$	167 mm	Minimum diameter shaft shoulder
$D_{a \max}$	303 mm	Maximum diameter of housing shoulder
$r_{a \max}$	3 mm	Maximum recess radius

Dimensions

r_{\min}	4 mm	Minimum chamfer dimension
D_1	264,3 mm	Bore diameter outer ring
d_2	181 mm	Raceway diameter of the inner ring
d_s	8 mm	Diameter lubrication hole
n_s	15 mm	Width of lubricating groove

Temperature range








T_{\min}	-30 °C	Operating temperature min.
T_{\max}	200 °C	Operating temperature max.

Calculation factors

e	0,41	Limiting value of F_a/F_r for the applicability of diff. Values of factors X and Y
Y_1	1,64	Dynamic axial load factor
Y_2	2,44	Dynamic axial load factor
Y_0	1,6	Static axial load factor



Characteristics

-  Radial load
-  Axial load in one direction
-  Axial load in two directions
-  Grease Lubrication
-  Oil Lubrication
-  Static angular error and misalignment
-  Dynamic angular error and misalignment